


Pamphlet Stitch

start with 2 or more folios
gathered into 1 signature.

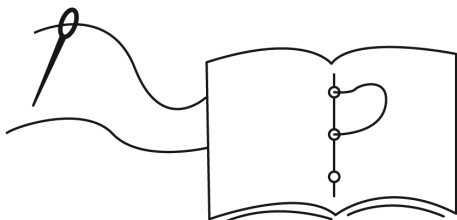


- ❶ punch 3 holes along the spine of your book. you can use a safety pin, a needle or an awl to punch the holes (see page 6).




- ❷ cut a piece of string 3 times the length of your book

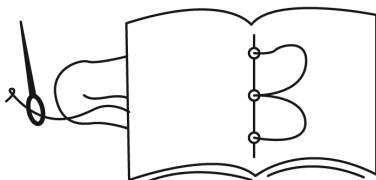
- ❸ open the book and thread the string through the center



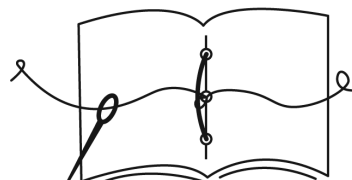
- ❹ thread the string through the top hole



- ❺ next, thread the string through the bottom hole, skipping the center hole.



- ❻ thread the string back through the center hole and tighten up that stitch.



- ❼ tie the string around the string running along the spine, and cut off the excess.