

Reading a book educates. Making a book is an education.

Through the development of skills such as verbal and visual storytelling, problem solving, original thinking, and hand-eye coordination, bookmaking promotes literacy, creativity, self-expression, and self-esteem. As a medium and a message, bookmaking encourages the development of the voice, the ability to articulate it, and the means to make it heard.

Booklyn's education program aims to provide the basic background, skills, and techniques for learners of all ages to express their ideas and manufacture their own media, while creating a space for the mutual exchange of information and experiences.

You love books and so do we.

Books are being made everywhere. You are possibly already making books, in your classrooms or homes, in your community spaces or afterschool programs. We make books too. We make books to make change. We make books to have fun. We make books to make our voices heard. We have collected our bookmaking experiences and ideas in this evolving education manual. The manual is a combination of instruction sheets, lesson plans, and resources to introduce you to bookmaking or to complement the bookmaking you already do.

Booklyn
ARTISTS ALLIANCE





Table of Contents



How Can I Use This Manual?	3	V. Pamphlet Stitch	
Book Body Parts	4	Pamphlet Stitch – <i>Instruction Sheet</i>	37
Folding Down—How Paper Becomes a Book	5	Zine Workshop – <i>Lesson Plan</i>	38
Visual Glossary of Terms and Tools	6	Junk Book Journal – <i>Lesson Plan</i>	40
I. One-Sheet Books		Any Ol' Piece of Information Will Do – <i>Lesson Plan</i>	41
The One-Sheet Variations – <i>Instruction Sheet</i>	8	Graffito – <i>Lesson Plan</i>	42
Mind's Eye Map – <i>Lesson Plan</i>	9	VI. Coptic Stitch	
The Baby Bilingual Book – <i>Lesson Plan</i>	11	Coptic Stitch – <i>Instruction Sheet</i>	44
Make a Book! A Water Book – <i>Instruction Sheet</i>	12	Class Novel – <i>Lesson Plan</i>	45
Make a Wish – <i>Lesson Plan</i>	13	The Coptic-Bound Birthday Card Book – <i>Lesson Plan</i>	46
II. Accordion Books, or Concertina Books		Coptic Blank-Book Project – <i>Lesson Plan</i>	48
Accordions with Pop-Ups and Fold-Outs – <i>Instruction Sheet</i>	15	VII. Resources	
The CityScape – <i>Lesson Plan</i>	18	I Just Need an Idea! – <i>Content Ideas for Books</i>	50
An Anthropological Study – <i>Lesson Plan</i>	19	How Do I Get My Text and Images Onto the Paper?	51
My Favorites – <i>Lesson Plan</i>	21	From the Free to the Fancy	52
Recorded History – <i>Lesson Plan</i>	22	...Where to Get Supplies	52
III. Flag Books		What Bookmakers are The Reading List	54
The Flag Book – <i>Instruction Sheet</i>	24		
Fun Grammar Book – <i>Lesson Plan</i>	26	Colophon: An Evolving Effort – <i>Send in Your Contributions</i>	56
Media Studies – <i>Lesson Plan</i>	27	About Booklyn	57
IV. Stab Binding			
Stab Binding – <i>Instruction Sheet</i>	29		
Water Resource Manual – <i>Lesson Plan</i>	30		
International Cookbook – <i>Lesson Plan</i>	32		
Postcard Book – <i>Lesson Plan</i>	34		

How Can I Use This Manual?

The lesson plans give you book content ideas, material lists, and step-by-step instructions.

You can mix and match.

- ❶ Pick a binding style
- ❷ Pick a topic
- ❸ Design your own lesson plan

Send Booklyn your lesson plans for the next education manual.

Take this manual apart and photocopy it.

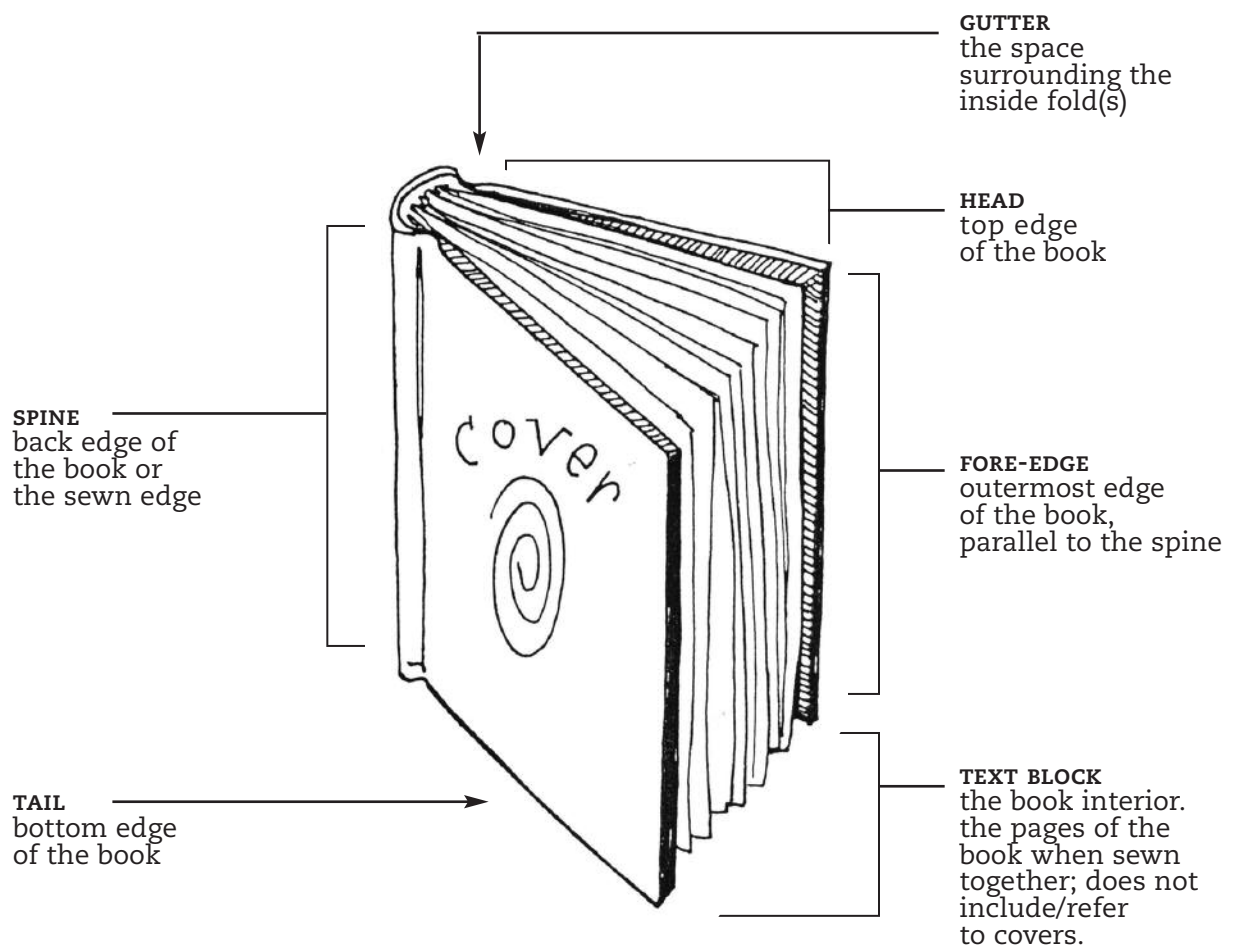
Find ideas for free or inexpensive supplies.

Reference Book Body Parts and the Visual Glossary of Terms and Tools.

Check out the *did you know...* throughout the manual.



Book Body Parts



Folding Down— How Paper Becomes a Book

GRAIN

The direction in which paper fibers line up. The fold is easier/natural along the grain.

FOLIO

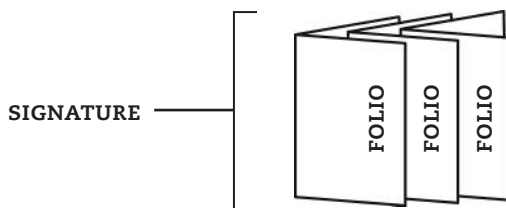
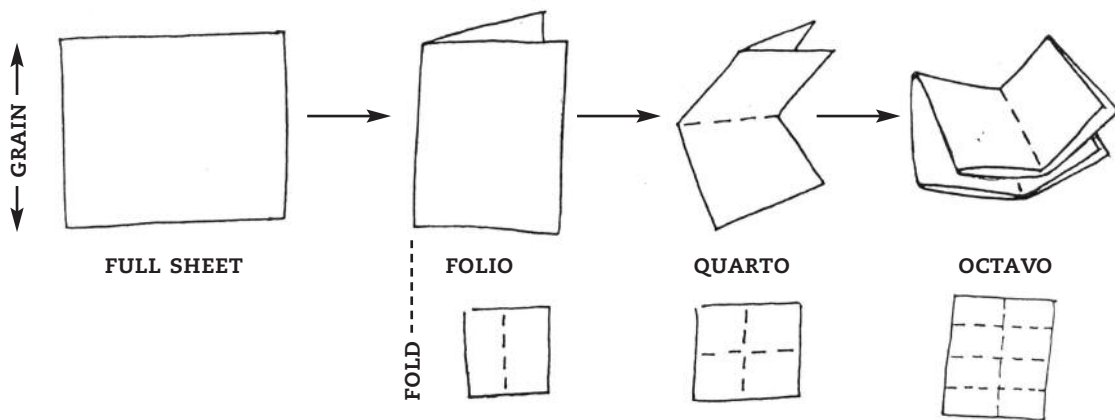
1 sheet folded 1 time to create 2 sections or 4 pages

QUARTO

1 sheet folded 2 times to create 4 sections and when folds are cut creates 8 pages

OCTAVO

1 sheet folded 3 times to create 8 sections and when folds are cut creates 16 pages

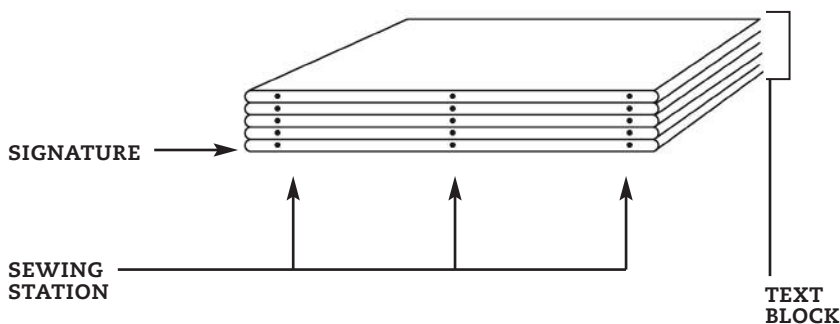


SEWING STATION

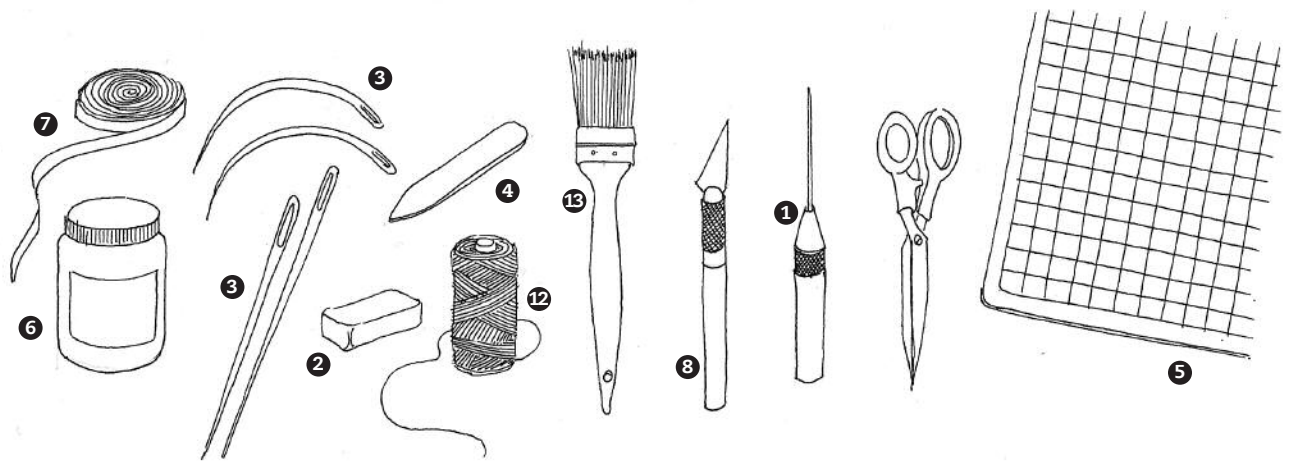
Holes that you sew through when binding a multiple section/signature book

SECTION OR SIGNATURE

2 or more folios placed one inside of the other



Visual Glossary of Terms and Tools



- ➊ **AWL**
pointed tool used to punch holes that you sew through (sewing stations) to bind a book
- ➋ **BEESWAX**
applied to thread to ease it through sewing stations and reduce knotting
- ➌ **BINDING NEEDLES**
get the ones with a big eye or head...all the easier to thread.
- ➍ **BONE FOLDER**
a tool used for folding paper. makes a clean, crisp fold

- ➎ **CUTTING MAT**
a mat for cutting with knives. made of spiffy material that reduces damage made by the knife
- ➏ **PVA**
polyvinylacetate. non-acidic adhesive used in binding because it remains flexible. aka: glue
- ➐ **TAPES**
thin strips of woven cotton (or other material) used in binding/ sewing a book.

- ➑ **X-ACTO KNIFE**
the brand name for a very sharp blade used to cut paper or other materials
- ➒ **COLLAGE**
an artmaking technique incorporating multiple mediums, materials, and/or images to create a new image
- ➓ **EDITION**
the amount of multiples produced. an edition of 10 books = 10 books that are the same.

- ➑ **ONE-OF-A-KIND-BOOK**
a single object. only one—get it while it's hot.
- ➒ **LINEN THREAD**
long lasting thread used by bookbinders.
- ➓ **BRUSH**
used to spread glue onto paper, such as attaching a text block to a cover



did you know... Books can be made with many papers and fancy tools or with a single piece of paper.